

WORK EVIDENCE SHEET		Evidence Ref. No
Learner Name : Aidan O'Flynn-Mundin		Employer : Isle of Wight Steam Railway
Address of site: The Railway Station, Havenstreet Station, Isle of Wight Steam, Railway, Main Rd, Havenstreet, Ryde PO33 4DS		
Job Start Date: 2nd November 2022		Job Completion Date: 2nd December 2022
Name of Job: Carriage 2403 Re-varnish & Compartment Repaint		
Brief details of job : I was tasked to prepare, repaint and clean the ceilings of the passenger compartments & help repaint the carriage roof.		
Have you had a site induction on this site and / or had toolbox talks?		
Yes, when I started my employment at Isle of Wight Steam Railway		
How did you receive your work instructions? (Attach specification / drawing / schedule or witness testimony confirming verbal instructions if possible.)		
Verbal in instructions from the Rolling Stock Manager, my Supervisor & Carriage Painter		
Planning for the job: Did you arrange materials to be delivered / moved before you started work?		
A Shunt had been scheduled for carriage 2403 to be shunted into the hanger for repairs, re-varnish & repaint		
Give details of the people you spoke to, the instructions you received & the type of communication. (Oral, listening, body language?)		
Colleagues: Steve Roundtree: Verbal, Listening and demonstrational instructions Foreman: Andrew Summers: Verbal instructions Supervisor: Paul Fisher: Verbal and listening instructions Client:		
What materials did you use? (List them all)		
Caulk		
White Paint: Undercoat & Gloss		
How did you store them on site?		
In the Paint store		
What protection did you make for the surrounding area, materials & equipment before starting work? (Explain)		
We would fit the compartments with two dust sheets and a 110v work strip-light.		
List the hand tools & any equipment that you used:	List the power tools that you used:	
Scrapers Sandpaper blocks Paint brushes	Makita Orbital Sander	
Where were the tools & equipment stored on site?		
In the Workshop		

What maintenance did you carry out on the tools & equipment? None	
What PPE was necessary / used?	Yes, P3 Dust mask, Eye & Ear protection, steel toe capped work boots, Overalls & Nitrile gloves
Explain details of any hazards on the site (e.g. cables, fumes, access etc) How did you deal with the hazard?	High risk Hazard: Inhaling Paint Dust and chips & working from height. I always wore my appropriate PPE when sanding the compartments and Scaffold towers were inspected by a Charge Hand before uses to ensure it was safe.
Briefly describe the work you did; how you protected it & any access equipment you may have worked from First, we washed the carriage's sides and roof by hand using scotch bright cloths. Once the carriage had fully dried, myself and other volunteers used orbital sanders to remove the old varnish and make ready for the re-varnish. After that I was asked to help prepare and paint the ceilings of the 8 passenger compartments. We worked in teams of two in one compartment at a time or on your own depending on volunteers; we would strip and sand down the old paint just enough to key the surfaces then wipe down with tack rags. After this we would use Caulk in a mastic gun to fill the gaps between the wooden ceiling boards, as over time the boards have shrunk. When the Caulk had set, we applied the paint white undercoat then, a day later, the white gloss. Then we cleaned the compartment out and locked the doors. It took 3 days of work per compartment. I also worked on repainting the 54ft carriage's roof; we worked in a team of three using scaffold towers. I was taught how to apply scumbling to the interior of the compartment's walls and doors as well as varnishing part of the exterior of the carriage on the final coat.	
Did you work at height on this task? Did you check the equipment for safety? Yes, we used tower scaffolds when painting the roof of the carriage. The scaffolding was checked that it was still 'in ticket' and each day before uses it was checked to ensure that it was fitted correctly and safe to use.	
Did you do this task on your own or as part of a team? (If on your own how did you take responsibility for completing the work?) As part of a team.	
Explain what the time constraints for this job were One month was the deadline, as the carriage was needed to be in running condition as soon as possible because the railway would be open to visitors and this carriage has disabled access.	
Was the quality of your work checked when it was completed? Was there anything you could improve next time? Yes, my work was checked when completed. No improvement comments made.	
What problems / difficulties were there? (e.g. delays due to damaged materials / equipment, problems from the weather or access to premises) No delays	


How did you sort the situation out? N/A
Give details of any changes to the work programme. What changes took place; name the people who informed you. NONE
How did you clean up the work area & what did you do with unused materials? When a compartment was fully completed and paint dried, we would remove the dustsheets, hoover & wash the compartment out then lock the door to that compartment to prevent any possible damage.
What did you do to keep the workplace secure? (e.g. lock premises, ensure visitors sign in) Used sign-on sheets & locked the building at the end of each day.
What company rules did you follow? The Isle of Wight Steam Railway's Health & Safety Policy & Workshop rules.
What company documentation did you complete? (e.g. timesheets) Timesheets
Photographs- Date, location, WBR's signature. Identify yourself with an arrow if others are in the photo. State the number of photographs attached: 6 Staple photographs to evidence sheet.

Candidates Signature:





Date:

23/1/23

I CONFIRM THAT THE DETAILS GIVEN ABOVE ARE ACCURATE -		
WBR / Supervisor's / Customers Name (Please print): <i>Paul Hester</i>		
Position in company :	<i>Supervisor</i>	Tel .No. <i>01983 883613</i>
WBR / Supervisor's / Customer's Signature:		Date: <i>23/1/23</i>
<i>Please note that this form cannot be accepted as evidence UNLESS it has been signed & dated by all concerned.</i>		

Photographs:

Date 2nd November – 2nd December 2022
Location: Isle of Wight Steam Railway Carriage & Wagon Workshop



Dust Sheet fitted to
protect compartment
upholstery



Finished carriage